



# **myloBM Manual**

## **Student Portal**

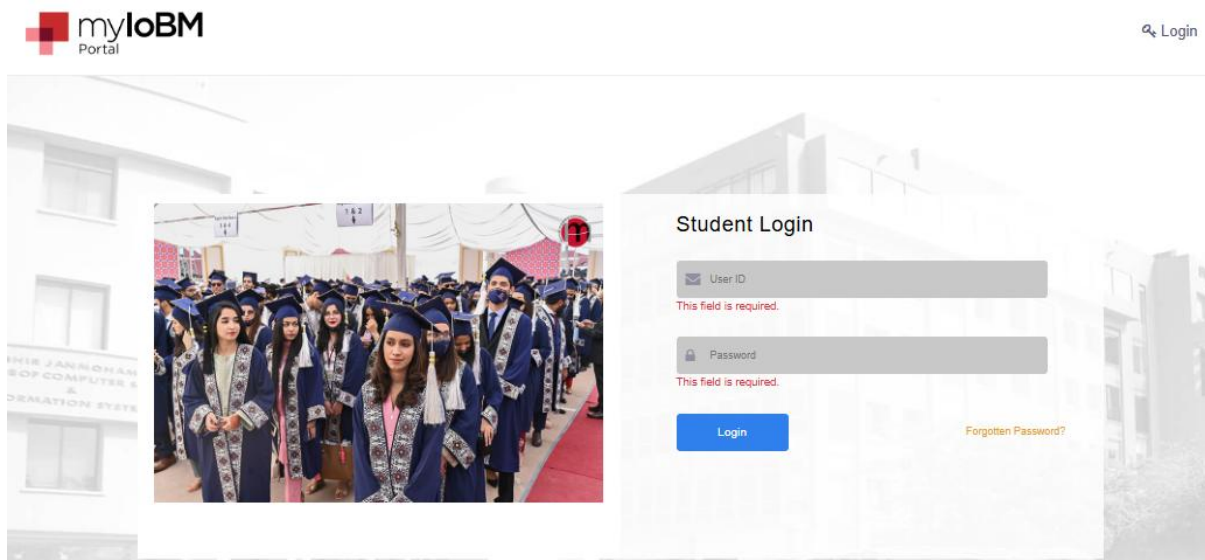
**Credentials and Login**

**Version 1.0**

## 1. Student Portal Login

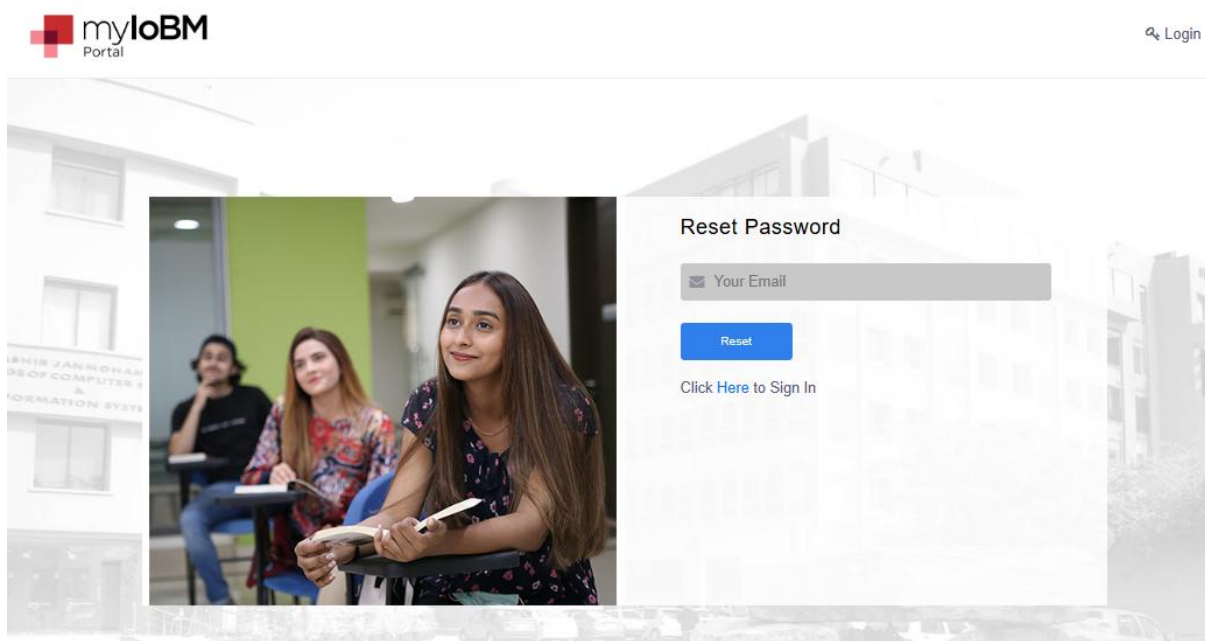
Access the myloBM site (student portal) using the below URL.

<https://my.iobm.edu.pk/student-portal/login>



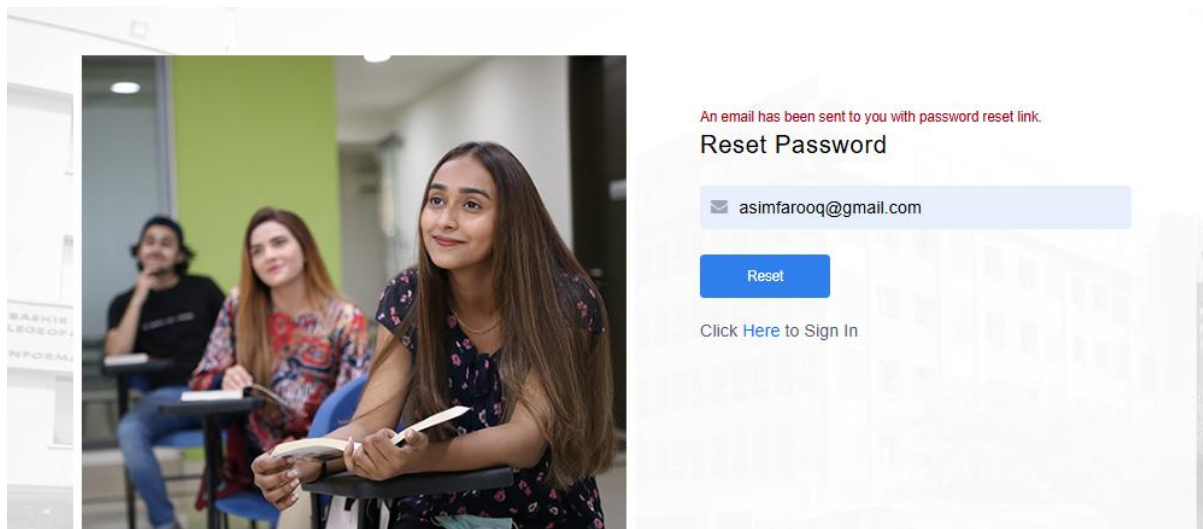
**1.1 Student Portal Login Page**

You may set your credentials at myloBM by using the 'Forgot Password?' link. Clicking the link will make the below page appear.



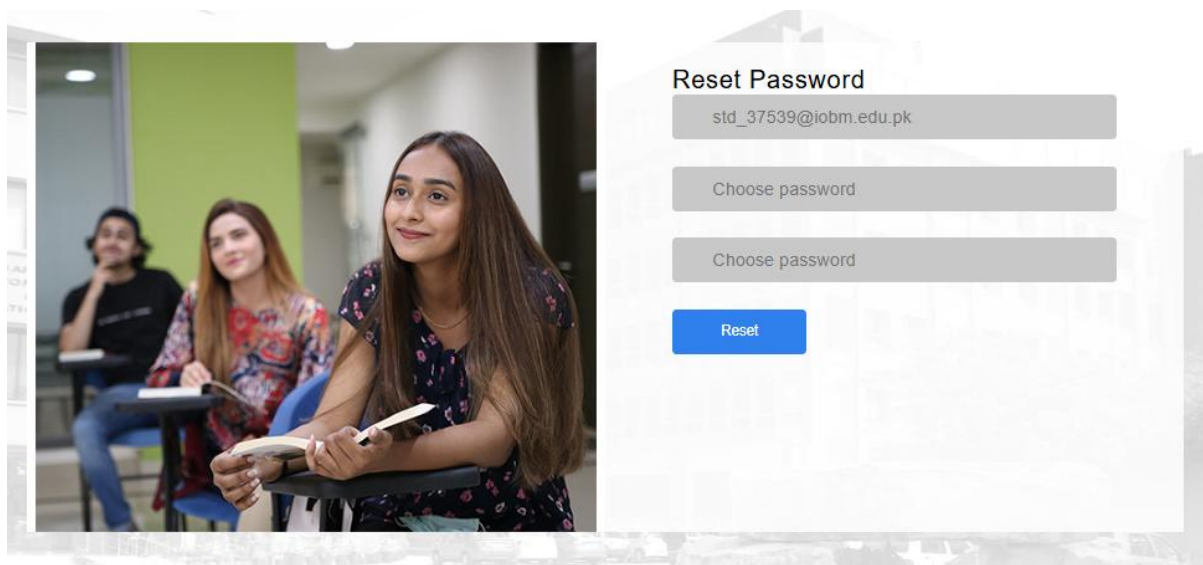
**1.2 Reset Password Default Page**

Enter your official (std) email ID in the field and click 'Reset' button.



**1.3 Reset Password – Successful Email**

The message will appear 'An email has been sent to you...'. Check your official email (std) account for the password reset link.



**1.4 Reset Password via Email Link**

Create your password by entering it into the chose password field. Enter again in the second field to confirm and click the 'Reset' button to proceed. Your password will be set and you may proceed to login using your credentials.

Dashboard
Apply
General
Courses
Exam
Fees
Print Receipts

Spring - 2025

0  
Courses Done

48  
Courses Remaining


0  
Last Semester GPA

0  
CGPA

374,300.00  
Total Deposits

374,300.00  
Total Charges

Student Basic Details



Full Name:	XXXXXXXXXXXX
Student ID:	20252-37727
Degree:	Undergraduate
Program:	BS Psychology
Admit Term:	Spring - 2025

Announcements

### 1.2 Student Portal Dashboard

The Dashboard appears after the successful login.